

PRODUCT CODE F0210

## Apcolite Smart Clean Premium Emulsion

Apcolite Smart Clean Premium Emulsion is an interior emulsion paint which makes your wall 2X more washable than any regular plastic paint and gives your wall a lustrous satin glow finish.

### PRODUCT BENEFITS

#### 2X More Washable

It makes your wall 2X more washable than any regular plastic paint.

#### 3 years warranty

3 Years of performance warranty against fading, flaking, peeling and fungus growth.

#### Satin finish

Provides lustrous satin glow to your walls.

#### Fungus and mildew resistance

Apcolite Smart Clean Premium Emulsion is designed to protect your walls against unwanted fungus that can cause considerable damage.

#### Extra deep colours for feature walls

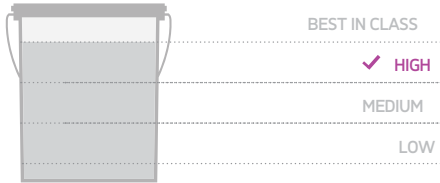
Apcolite Smart Clean Premium Emulsion offers a unique range of extra deep colours that helps you highlight your home's features better.




WATER BASED

### PRODUCT FEATURES

#### WASHABILITY



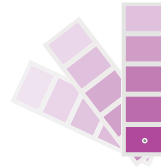
#### AVAILABLE PACKS



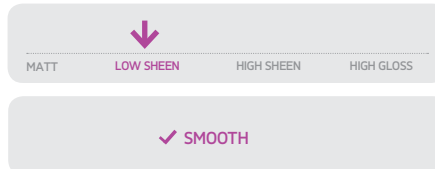
#### COLOURS AVAILABLE

1750+\*

\*Currently available in more than 1750 shades as per the Asian Paints Colour Spectra.



#### FINISH



#### COVERAGE

On normal masonry surface after brushing



1 COAT

160-180 sq.ft./ltr\*\*



2 COATS

80-90 sq.ft./ltr\*\*

\*\*Actual coverage may vary from the quoted coverage due to factors such as method and condition of application and surface roughness and porosity.

### HOW TO APPLY

#### PRE PAINTING STEPS



**PLASTER** New masonry surfaces must be allowed to cure completely. It is recommended to allow 28 days as the curing time for new masonry surfaces.



**CLEANING** Surface should be free from any loose paint, dust or grease. Growths of fungus, algae or moss should be removed by wire brushing and water. When the underlying surface exhibits chalkiness, in spite of thorough surface cleaning, use Asian Paints TruCare Exterior Sealer.



**FILLING FOR HOLES & DENTS** In case of dents and holes use Asian Paints TruCare Acrylic Wall Putty or white cement and fine sand in the ratio 1:3.

#### PAINT APPLICATION PROCESS

APPLICATION	CODE	THINNER	DILUTION %	APPLICATION VISCOSITY <sup>1</sup>	RECOATING PERIOD
STEP 1 SANDING SAND THE SURFACE WITH SAND PAPER 180 AND WIPE CLEAN					
TruCare WALL PRIMER SEALER-ST/	0061	Thinner T-101	BRUSH / ROLLER 10 - 15 SPRAY 15 - 20	BRUSH / ROLLER 35 - 50 SPRAY 20 - 25	8 - 10 HRS
TruCare WALL PRIMER SEALER-WB) BRUSH/ROLLER/SPRAY	0060	WATER	80% - 100 %	BRUSH / ROLLER 30 - 40 SPRAY 20 - 25	4 - 6 HRS
STEP 2 TruCare WALL PRIMER SEALER-ST/					
TruCare WALL PRIMER SEALER-WB) BRUSH/ROLLER/SPRAY	0064	WATER	BASED ON REQUIREMENT	N/A	6 - 8 HRS
STEP 3 TruCare ACRYLIC WALL PUTTY					
STEP 4 SANDING SAND THE SURFACE WITH SAND PAPER 180 AND WIPE CLEAN					
TruCare WALL PRIMER SEALER-ST/	0061	Thinner T-101	BRUSH / ROLLER 10 - 15 SPRAY 15 - 20	BRUSH / ROLLER 35 - 50 SPRAY 20 - 25	8 - 10 HRS
TruCare WALL PRIMER SEALER-WB) BRUSH/ROLLER/SPRAY	0060	WATER	80% - 100 %	BRUSH / ROLLER 30 - 40 SPRAY 20 - 25	4 - 6 HRS
STEP 5 TruCare WALL PRIMER SEALER-ST/					
TruCare WALL PRIMER SEALER-WB) BRUSH/ROLLER/SPRAY	0064	WATER	BASED ON REQUIREMENT	N/A	6 - 8 HRS
STEP 6 SANDING SAND THE SURFACE WITH SAND PAPER 220 AND WIPE CLEAN					
TruCare WALL PRIMER SEALER-ST/	0210	WATER	BRUSH / ROLLER 35 - 45 SPRAY 60 - 70	BRUSH / ROLLER 50 - 70 SPRAY 25 - 30	3 - 4 HRS
TruCare WALL PRIMER SEALER-WB) BRUSH/ROLLER/SPRAY	0210	WATER	BRUSH / ROLLER 35 - 45 SPRAY 60 - 70	BRUSH / ROLLER 50 - 70 SPRAY 25 - 30	3 - 4 HRS

1. As measured through a Ford cup. 2. Recoat period is quoted for 25°C and 50% Relative Humidity, these may vary under different conditions.

## HOW TO CHOOSE COLOURS

Browse through Asian Paints colour tools to help you find the right colour combination

COLOUR SPECTRA DECK\*

APCOLITE SMART CLEAN PREMIUM EMULSION SHADE CARD



\*These shades are for reference only. Please refer to the Colour Spectra or Colour Palette for correct shade reference

## ADDITIONAL INFORMATION

### VOC CONTENT



**LOW VOC  
CONTENT**

### PRECAUTIONS

- > Do not apply when ambient temperature is less than 10°C or if the temperature might drop to this level within 4 hrs of application.
- > Do not over-thin or over-extend the brush.
- > Tint using Asian Paints machine colourants only
- > Stir well and strain before use.
- > Tinted paints need thorough shaking immediately after tinter addition as well as before use.

### POST PAINTING CARE

For best performance ensure dry dust cleaning at regular intervals. Allow drying time of 3 weeks for proper film formation before any sponge cleaning with mild soap solution.

### SAFETY FEATURES

- > Kindly refer to the MSDS for Asian Paints Acolite Smart Clean Premium Emulsion which gives detailed information on safety measures while handling the paint, which is available on request.
- > Store the container with the lid tightly closed in an upright position, in a cool, dry place
- > Keep out of reach of children and away from eatables.
- > May be harmful if swallowed. In case of ingestion seek immediate medical attention.
- > Wear eye protection during application. In case of contact with eyes, rinse immediately with plenty of water and seek medical advice.
- > In case of skin contact immediately wash skin with soap and plenty of water. Get medical attention if irritation develops or persists.
- > Do not breathe vapour or spray. It is recommended to wear suitable nose pad during sanding and surface preparation to avoid dust inhalation.
- > Do not pour leftover paint down the drain or in water courses.
- > In the event of spills, contain spillage using sand or earth.
- > No added Lead, Mercury or Chromium compounds.

### TECHNICAL DETAILS

- a. Drying time:** Surface dry time 30 min
- b. Flash point IS101/1987 Part 1, Sec 6:** NA
- c. Stability of thinned paint:** To be used within 12 hours

For enquiries, feedback and complaints, please call toll-free number **09612003355** or write to us at **weassure.apbl@asianpaints.com**

## Asian Paints Bangladesh Ltd.

**Head Office:** The Pearl Trade Centre (PTC), Cha-90/3, Progoti Sarani, North Badda, Dhaka - 1212. Phone: 09612003355

**Factory & Registered Office:** Gazipur Factory - Plot# 317 & 757, Bahadurpur, Gazipur-1703 | Mirsarai Factory - Plot # 36, Zone 6, Mirsarai Economic Zone, Bangabandhu Sheikh Mujib Industrial City, Chittagong - 4324